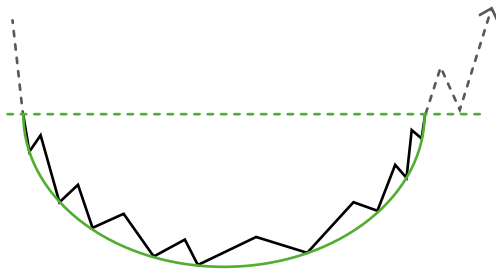


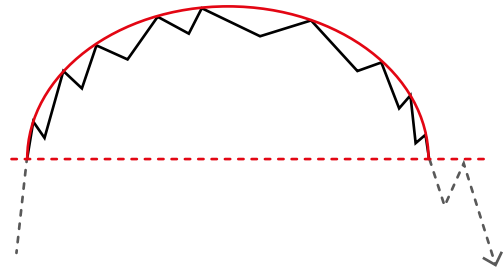
Rounding Bottom

Bearish, trend reversal



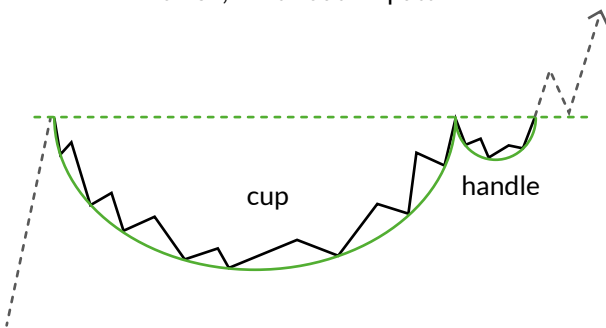
Rounding Top

Bullish, trend reversal



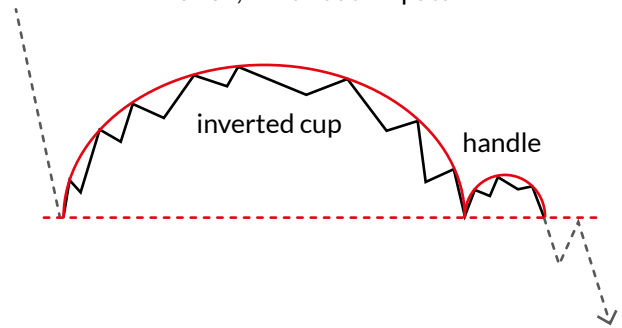
Cup and Handle

Bullish, continuation pattern



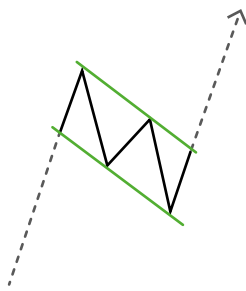
Inverted Cup and Handle

Bearish, continuation pattern



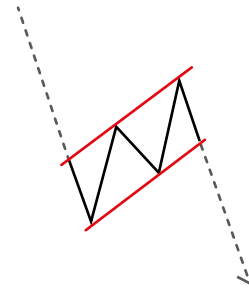
Bull Flag

67% success rate, continuation pattern



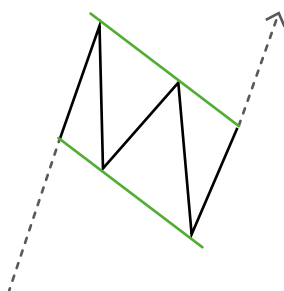
Bear Flag

68% success rate, continuation pattern



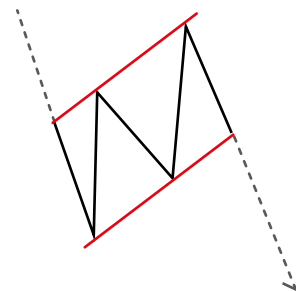
Decending Channel

Bullish, 73% success rate, continuation pattern



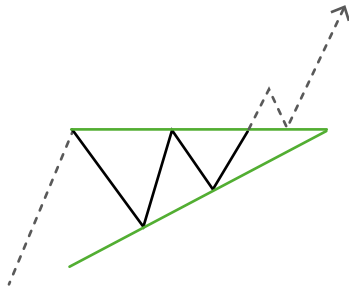
Ascending Channel

Bearish, 73% success rate, continuation pattern



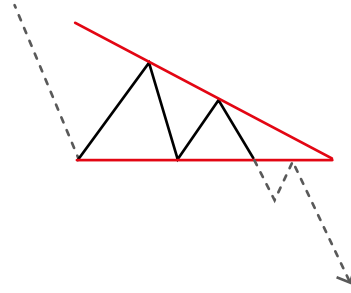
Ascending Triangle

Bullish, 73% success rate, continuation pattern



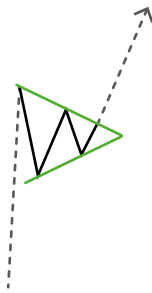
Descending Triangle

Bearish, 73% success rate, continuation pattern



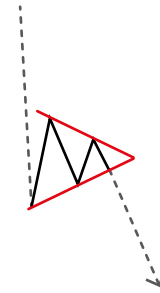
Bullish Pennant

55% success rate, continuation pattern



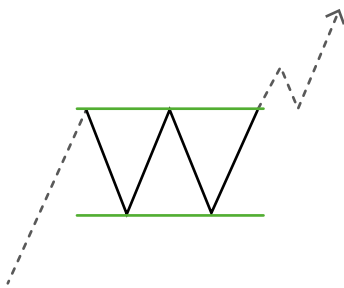
Bearish Pennant

55% success rate, continuation pattern



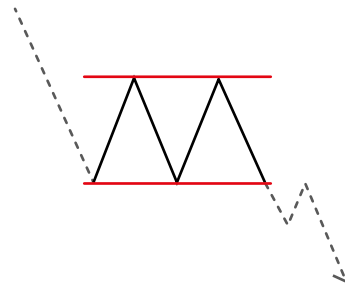
Bullish Rectangle

78% success rate, continuation pattern



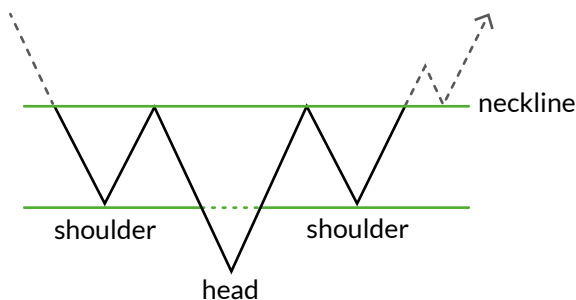
Bearish Rectangle

80% success rate, continuation pattern



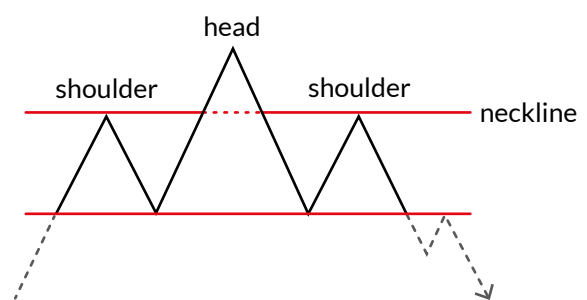
Inverted Head and Shoulders

Bullish, 83% success rate, trend reversal



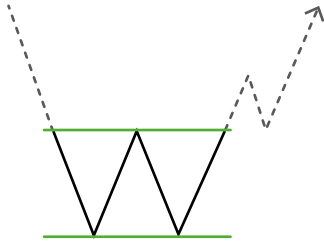
Head and Shoulders

Bearish, 83% success rate, trend reversal



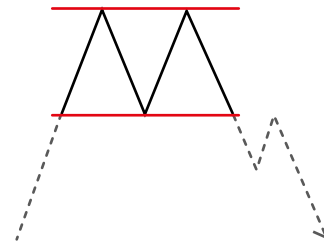
Double Bottom

Bullish, 79% success rate, trend reversal



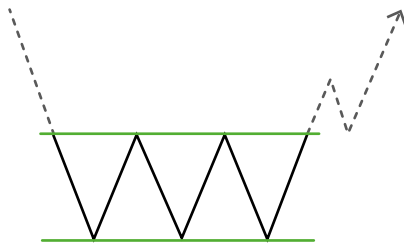
Double Top

Bearish, 75% success rate, trend reversal



Triple Bottom

Bullish, 79% success rate, trend reversal



Triple Top

Bearish, 78% success rate, trend reversal

